

SERVICE BULLETIN

CAB SERVICE & PARTS CORPORATION

#23

SUBSIDIARY OF
CHECKER MOTORS
CORPORATION

NEW YORK * BROOKLINE
CHICAGO * DETROIT

January 1, 1959

Subject: STEERING - MODEL A-9

Description: SPECIFICATION CASTER, CAMBER AND TOE-IN

CASTER ANGLE

Caster Angle is the angle in side elevation (Figure 1) between the steering axis and the vertical. It is considered positive when the steering axis is inclined rearward and negative when the steering axis is inclined forward.

CAMBER ANGLE

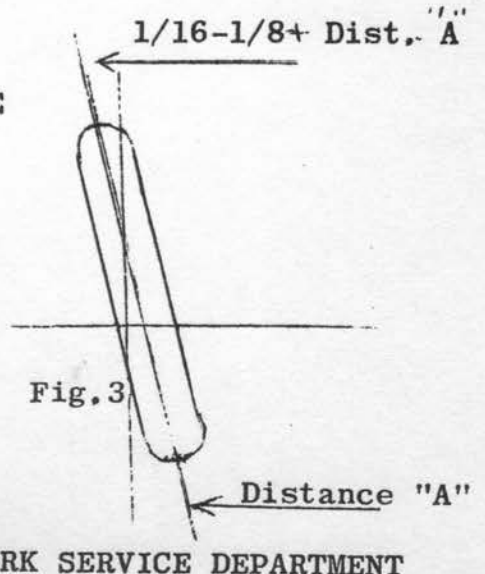
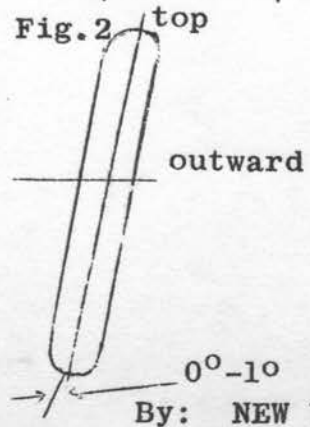
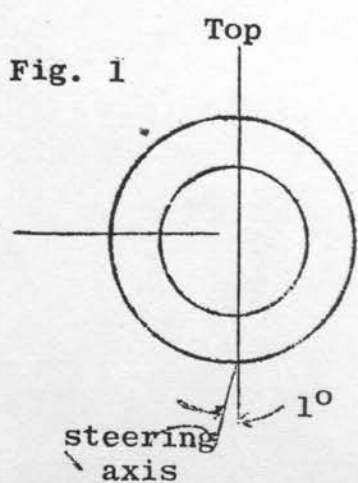
Camber Angle is the inclination of the wheel plane to the vertical. It is considered positive when the wheel leans outward at the top, and negative when it leans inward (Figure 2).

STATIC TOE-IN

Static Toe-In of a pair of wheels is the difference in the transverse distances between the wheel planes taken, respectively, at the extreme rear and front points of the tire treads. (Figure 3). When the distance at the front is less, the wheels are said to be "Toed-In."

CHECKER CAB SPECIFICATION

CASTER 1° POSITIVE
CAMBER 0°-1° POSITIVE
TOE-IN 1/16" to 1/8"



By: NEW YORK SERVICE DEPARTMENT